

CERNIERE PER PORTE IN VETRO

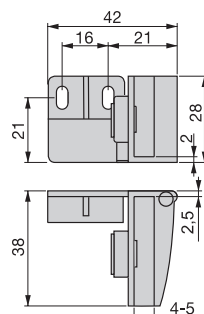
HINGES FOR GLASS DOORS

Cerniera angolare per porte interne

Edge hinge for interior doors



- Per ciascuna scatola:
 - 50 pezzi destri.
 - 50 pezzi sinistri.



- Each box contains:
 - 50 right-hand units.
 - 50 left-hand units.

Cod. 



12050	10	11	64	100
-------	----	----	----	-----

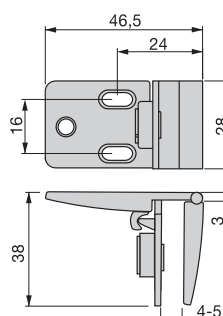
Zama / Zamak

Cerniera angolare per porte interne

Central hinge for interior doors



- Per ciascuna scatola:
 - 50 pezzi destri.
 - 50 pezzi sinistri.



- Each box contains:
 - 50 right-hand units.
 - 50 left-hand units.

Cod. 



12051	11	64	100
-------	----	----	-----

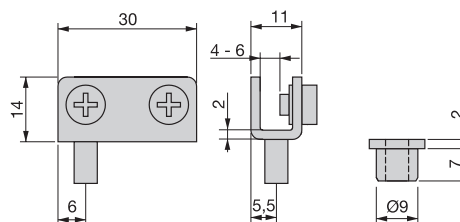
Zama / Zamak

Cerniera in metallo con bussola per porte interne

Hinges for twin metal interior door



- Per ciascuna scatola:
 - 100 pezzi destri.
 - 100 pezzi sinistri.
 - 200 bussole.



- Each box contains:
 - 100 left hinges.
 - 100 right hinges.
 - 200 nuts.

Cod. 



12427	25	200
-------	----	-----

Acciaio / Steel

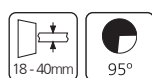
ALTRE CERNIERE

OTHER HINGES

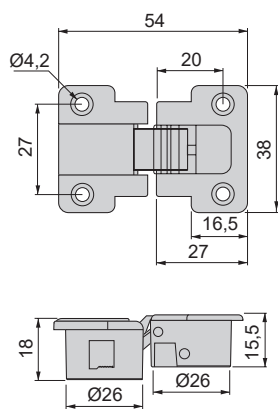
Cerniera Ankor GT-B

Hinge Ankor GT-B

New



- Regolazione tridimensionale 2 mm.
- Three-dimensional adjustment of 2 mm.

Miniwinch
pag. 1.79Microwinch
pag. 1.81

Cod.



10107 07 20

Zama / Zamak

Vite di bloccaggio.
Locking screw.Vite di regolazione.
Adjusting screw.

Copertura cerniera Ankor GT-B

Ankor GT-B hinge cover

New

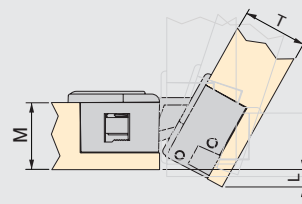
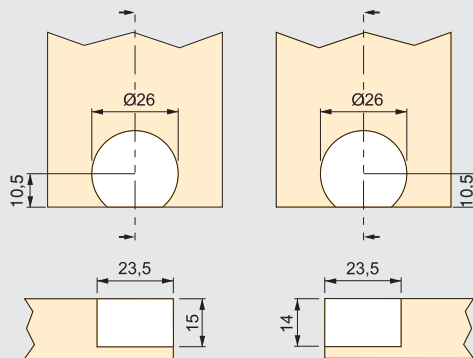
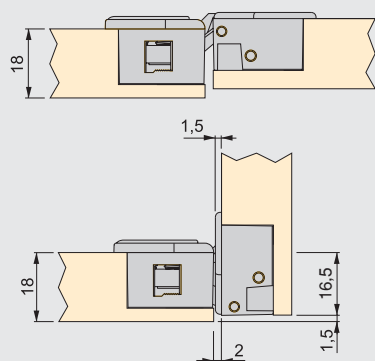


Cod.



10108 15 17 21 10

Tecnoplastica / Plastic

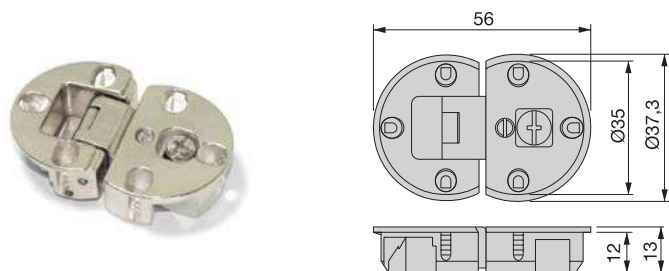


	L	T					
		18	20	22	24	25	26
M	18	-	-	1,7	3,7	4,7	5,7
	20	-	-	-	1,7	2,7	3,7
	22	-	-	-	-	0,7	1,7

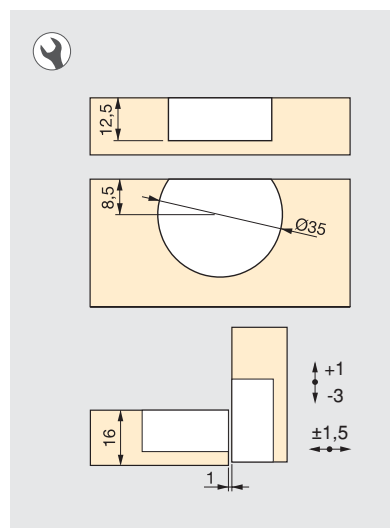


Cerniera per anta ribalta

Concealed flap hinge



- Con regolazione in altezza +1 millimetro e -3 mm, profondità $\pm 1,5$ mm.
- With height adjustment +1 mm and -3 mm, depth $\pm 1,5$ mm.



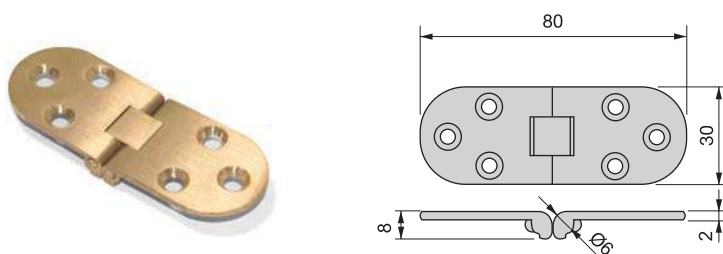
Cod.  

10001 07 25

Zama / Zamak

Cerniera in ottone

Brass hinge



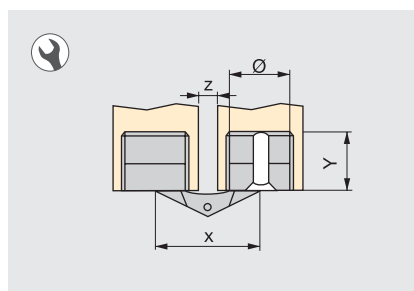
Cod.  



10157 02 50

Ottone / Brass

Cerniera a scomparsa

Concealed hinge



Ø	X	Y	Z	Cod. 	
10	16,5	11	Min 2,5	10565 02	100
12	20	13,5	Min 3,5	10567 02	100
14	23	15,5	Min 3	10564 02	100
16	25	16,5	Min 3	10571 02	100

Ottone / Brass



Ø10 e Ø12 vite raccomandata Ø3x16.
Ø14 e Ø16 vite raccomandata Ø3,5x16.

Ø10 and Ø12 we recommend screw Ø3x16.
Ø14 and Ø16 we recommend screw Ø3,5x16.